

Scaled data based on original data using
LM-79-08 Approved Method: Electrical and Photometric Measurements of Solid-
State Lighting Products

Test Report Prepared for
Cooper Lighting Solutions
(formerly Eaton)

Brand: McGRAW-EDISON

Report Number: P386739

Luminaire Tested: **GWC-SA2B-830-U-T4FT**

Issue Date: 3/3/2020

Test Information

Test Method: LM-79-08
Report Number: P386739
TEST IS SCALED FROM IESNA LM-79-08 TEST DATA (G2-1903-205-16)
Test Lab: INNOVATION CENTER
Issue Date: 3/3/2020
Manufacturer: COOPER LIGHTING SOLUTIONS (FORMERLY EATON)
Product Line: MCGRAW-EDISON
Catalog Number: GWC-SA2B-830-U-T4FT
Description: GALLEON WALL LUMINAIRE
(2) 80 CRI, 3000K, 800mA LIGHTSQUARES WITH 16 LEDS EACH AND TYPE IV FORWARD THROW OPTICS
Light Source: -
Ballast/Driver: ELECTRONIC DRIVER

Summary

Lumens per Lamp: N/A
Luminaire Lumens: 9534 lumens
Efficiency: N/A
Efficacy: 112.2 lumens/watt
Luminous Opening: Rectangular (W 1' x L: 0.5' x H: 0')
IES Classification: Type IV - Short
BUG Rating: B2 - U0 - G3

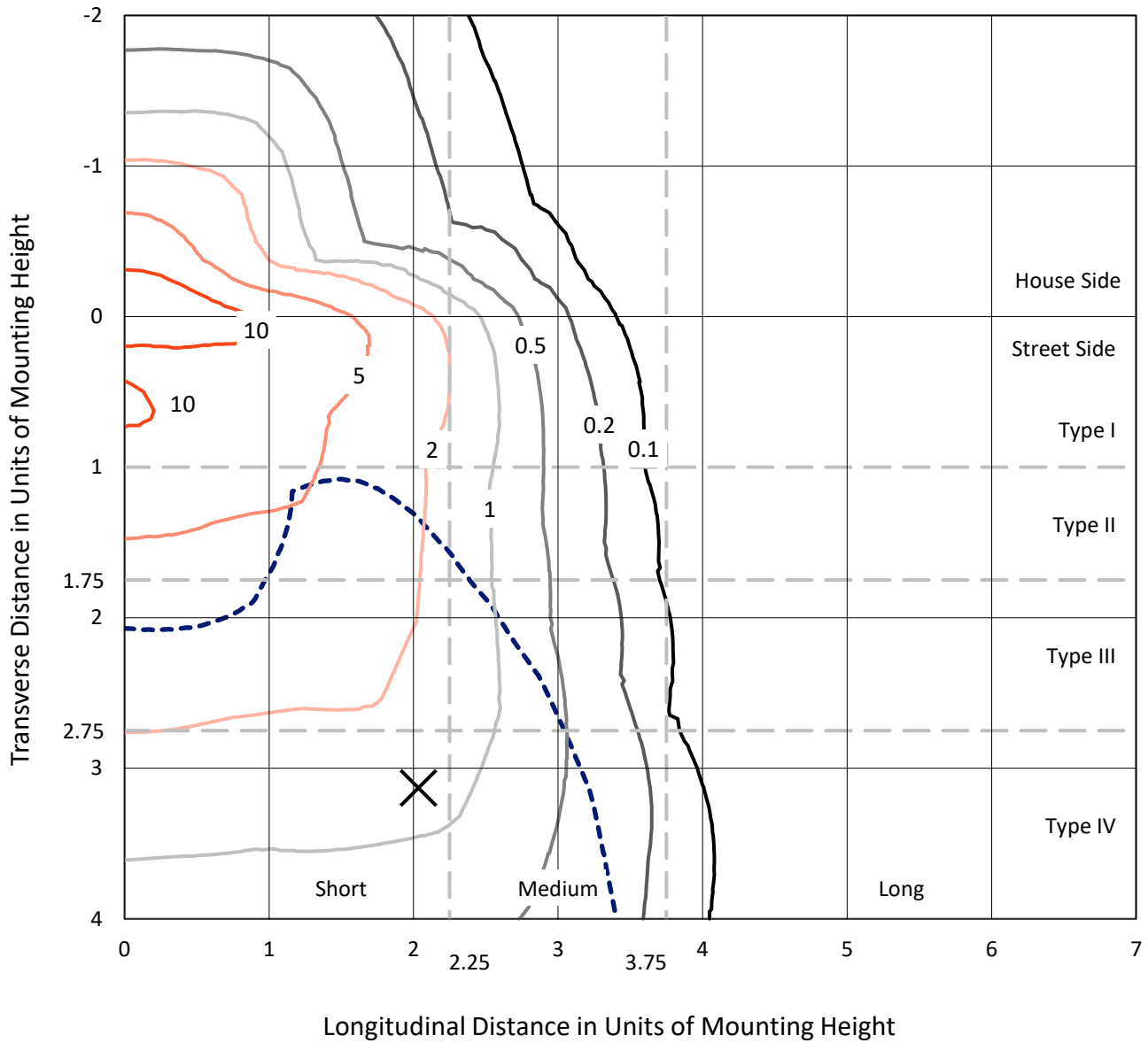
Input Watts (W): 85
Input Voltage (V): NR
Input Current (A_{in}): NR
Voltage Rise (V): NR
Power Factor: NR
Total Harmonic Distortion (THDi): NR
Frequency (hertz): 60
Stabilization Time: NR
Operation Time: NR
Ambient Temperature (°C): NR
Test Distance: 24 FT



REPORT NUMBER: P386739
 CATALOG NUMBER: GWC-SA2B-830-U-T4FT

Iso-Footcandle Lines of Horizontal Illumination

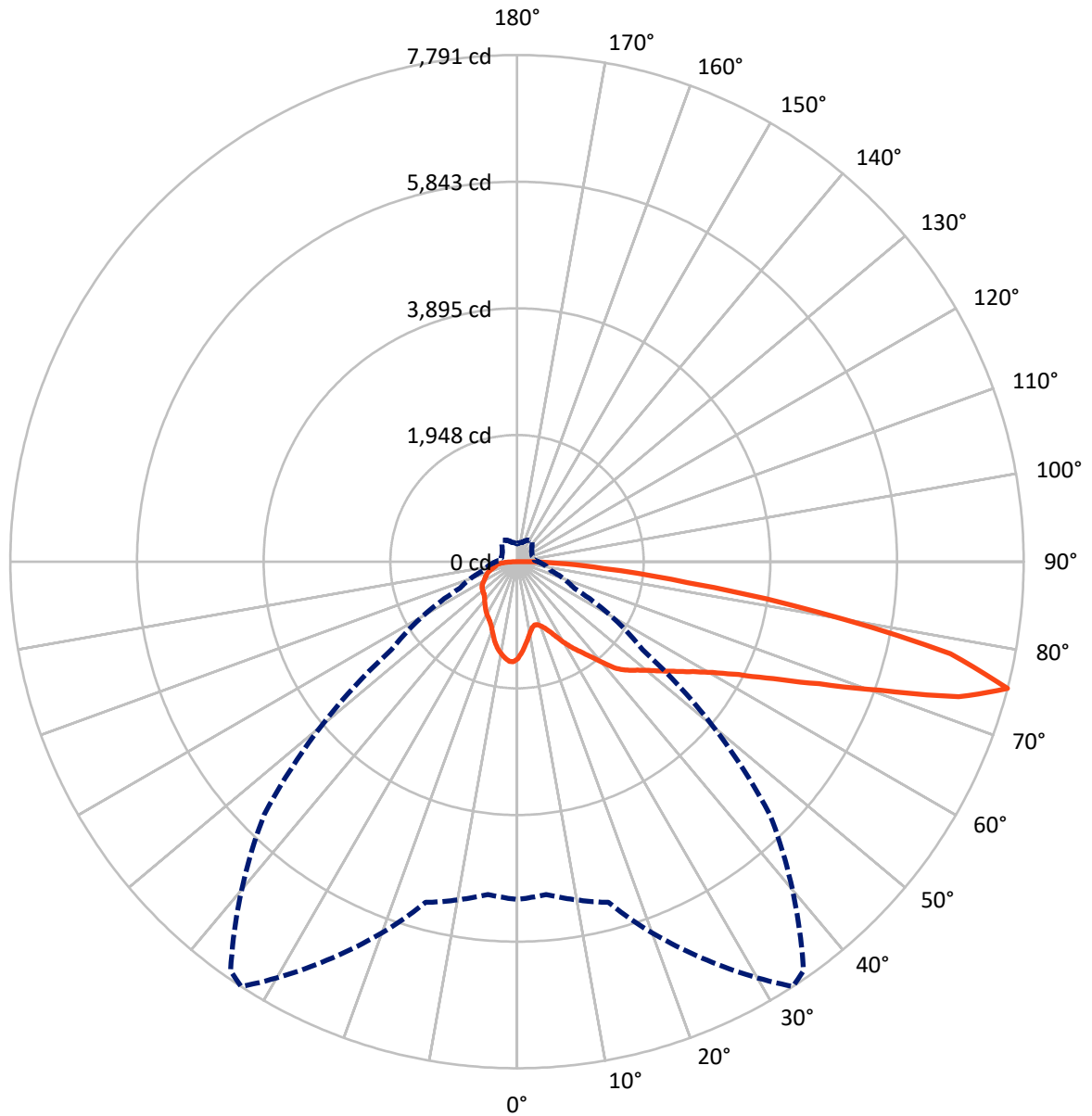
✕ Max cd
 - - - 1/2 Max cd



Based on 10 foot mounting height. Maximum calculated value = 14.9 fc
 Type IV - Short - N/A

REPORT NUMBER: P386739
CATALOG NUMBER: GWC-SA2B-830-U-T4FT

Luminous Intensity Polar Plot



— Vertical Plane Through 33-Deg Lateral - - - Horizontal Cone Through 75-Deg Vertical

REPORT NUMBER: P386739

CATALOG NUMBER: GWC-SA2B-830-U-T4FT

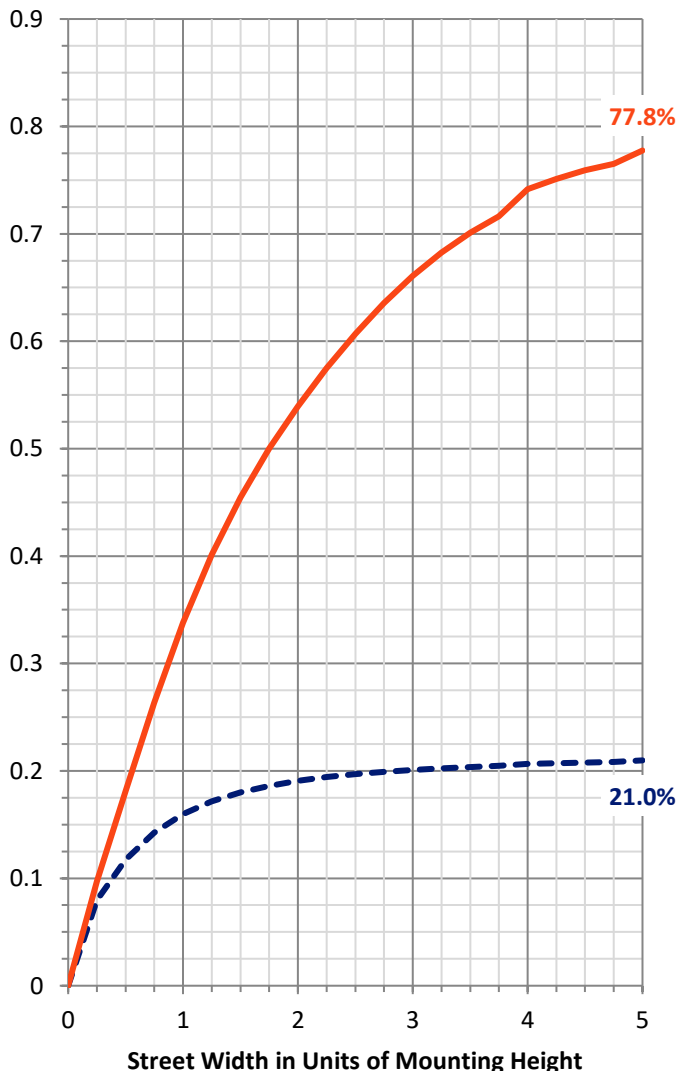
FLUX DISTRIBUTION:

		Downward	Upward	Total
House Side	Lumens	2047.2	0.0	2047.2
	% Fixture	21.5	0.0	21.5
Street Side	Lumens	7486.8	0.0	7486.8
	% Fixture	78.5	0.0	78.5
Total	Lumens	9534.0	0.0	9534.0
	% Fixture	100.0	0.0	100.0

ZONAL LUMENS:

Zone	Lumens	% Fixture
0°-10°	134.8	1.4
10°-20°	365.0	3.8
20°-30°	596.1	6.3
30°-40°	887.8	9.3
40°-50°	1273.3	13.4
50°-60°	1748.1	18.3
60°-70°	2188.5	23.0
70°-80°	1979.8	20.8
80°-90°	360.6	3.8
90°-100°	0.0	0.0
100°-110°	0.0	0.0
110°-120°	0.0	0.0
120°-130°	0.0	0.0
130°-140°	0.0	0.0
140°-150°	0.0	0.0
150°-160°	0.0	0.0
160°-170°	0.0	0.0
170°-180°	0.0	0.0
0°-90°	9534.0	100.0
0°-180°	9534.0	100.0

Coefficient of Utilization



REPORT NUMBER: P386739

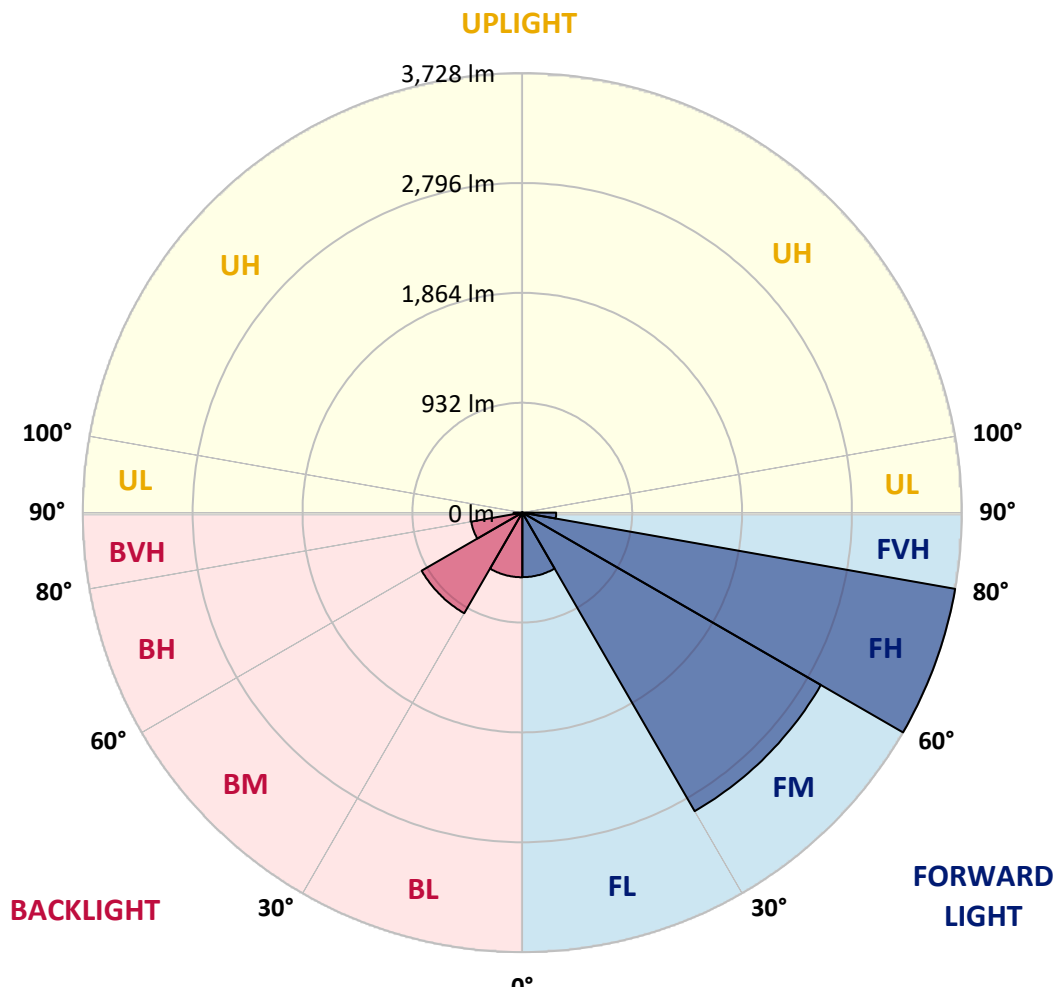
CATALOG NUMBER: GWC-SA2B-830-U-T4FT

LUMINAIRE CLASSIFICATION SYSTEM LUMEN TABLE AND BUG RATING:

Zone	Lumens	% Fixture	Zone Rating/Lumen Limit		
			B	U	G
FL (0°-30°)	547.6	5.7			
FM (30°-60°)	2923.9	30.7			
FH (60°-80°)	3728.1	39.1			G2/5000
FVH (80°-90°)	287.2	3.0			G3/500
BL (0°-30°)	548.3	5.8	B2/1000		
BM (30°-60°)	985.3	10.3	B1/1000		
BH (60°-80°)	440.2	4.6	B1/500		G1/500
BVH (80°-90°)	73.4	0.8			G1/100
UL (90°-100°)	0.0	0.0		U0/0	
UH (100°-180°)	0.0	0.0		U0/0	

BUG Rating: B2-U0-G3

Type IV Short





REPORT NUMBER: P386739

CATALOG NUMBER: GWC-SA2B-830-U-T4FT

CANDELA DISTRIBUTION (FULL):

	0°	5°	15°	25°	33°	35°	45°	55°	65°	75°	85°
0°	1490.2	1490.2	1490.2	1490.2	1490.2	1490.2	1490.2	1490.2	1490.2	1490.2	1490.2
2.5°	1383.8	1378.6	1388.5	1389.8	1398.3	1401.6	1413.5	1431.9	1447.1	1464.5	1480.3
5°	1258.4	1254.7	1268.6	1278.5	1297.2	1305.1	1333.1	1372.3	1407.2	1446.7	1482.6
7.5°	1139.2	1137.2	1152.7	1175.0	1196.8	1207.7	1256.1	1313.0	1371.3	1435.2	1490.2
10°	1038.7	1038.0	1052.9	1074.9	1106.9	1119.1	1181.6	1256.7	1338.4	1426.3	1503.1
12.5°	982.4	984.7	991.6	1010.1	1039.7	1051.9	1121.4	1209.6	1310.7	1423.4	1521.8
15°	996.2	999.8	988.0	987.3	1008.4	1018.0	1083.2	1176.0	1291.0	1428.3	1549.2
17.5°	1055.2	1055.8	1024.5	1004.8	1017.6	1022.6	1071.3	1156.9	1279.4	1439.5	1583.4
20°	1138.2	1136.5	1081.2	1048.3	1055.2	1056.5	1088.1	1157.3	1278.5	1458.9	1627.9
22.5°	1248.2	1236.0	1161.5	1116.8	1115.1	1113.1	1131.2	1181.6	1292.9	1490.5	1680.9
25°	1391.7	1380.2	1277.8	1216.5	1203.4	1198.4	1201.1	1233.7	1321.6	1524.5	1740.2
27.5°	1551.5	1531.4	1432.6	1346.0	1318.6	1311.7	1295.9	1307.1	1352.9	1557.1	1810.7
30°	1685.2	1674.3	1588.0	1485.3	1453.0	1443.1	1401.6	1389.4	1398.0	1601.5	1899.6
32.5°	1759.9	1752.7	1700.3	1617.3	1587.4	1573.5	1514.9	1490.5	1470.5	1671.7	2020.1
35°	1850.5	1845.9	1814.3	1754.0	1709.6	1695.1	1649.6	1624.3	1572.6	1768.2	2175.9
37.5°	1965.8	1960.8	1961.5	1912.7	1859.7	1846.2	1816.3	1789.6	1704.9	1895.0	2345.2
40°	2096.2	2086.6	2083.0	2080.7	2047.1	2039.5	2023.7	1987.5	1870.9	2046.5	2512.1
42.5°	2292.5	2258.5	2186.1	2213.4	2246.7	2242.7	2255.6	2203.5	2055.3	2225.6	2675.1
45°	2481.8	2426.2	2301.0	2307.0	2379.7	2401.8	2498.0	2461.1	2255.3	2421.9	2843.8
47.5°	2568.1	2526.0	2419.6	2419.9	2492.0	2537.8	2748.6	2722.2	2465.4	2644.8	3049.6
50°	2664.6	2622.5	2526.9	2562.8	2625.7	2674.5	2990.6	2977.1	2665.3	2888.9	3296.3
52.5°	2770.0	2698.5	2637.9	2702.2	2790.4	2847.1	3233.0	3196.1	2848.7	3134.6	3579.8
55°	2771.3	2751.9	2798.0	2845.1	2977.1	3046.6	3486.9	3389.5	2998.2	3376.0	3810.7
57.5°	2929.1	2897.4	2995.3	3017.0	3189.6	3267.9	3739.5	3557.8	3150.4	3561.0	3935.2
60°	3137.9	3110.8	3190.9	3248.2	3452.4	3557.1	4009.3	3730.6	3269.9	3700.7	3929.2
62.5°	3498.5	3467.8	3466.9	3547.2	3822.2	3944.1	4311.9	3900.3	3317.3	3728.3	3761.6
65°	4026.4	3977.6	3885.8	3924.0	4333.0	4454.5	4650.1	4023.1	3254.8	3580.1	3329.9
67.5°	4540.1	4538.5	4425.5	4503.9	5007.5	5104.9	5035.5	4035.3	3059.5	3064.1	2563.8
70°	5052.2	5058.8	5039.7	5312.4	5918.7	6020.1	5445.8	3871.6	2620.5	2212.8	1536.0
72.5°	5458.0	5456.3	5552.5	6255.6	7101.3	7078.6	5791.6	3375.6	1881.5	1194.5	734.1
75°	5195.2	5137.9	5424.4	6722.6	7790.6	7679.6	5497.5	2354.7	976.5	543.7	395.2
77.5°	3388.5	3442.8	3863.4	5553.5	6814.5	6679.5	4033.3	1098.6	460.1	356.7	286.5
80°	1227.1	1284.4	1809.0	3145.8	4694.9	4672.9	1986.2	451.5	311.2	269.4	208.8
82.5°	422.2	443.3	713.7	1397.0	2650.8	2749.6	747.2	256.5	226.2	191.0	142.9
85°	165.7	189.7	326.4	672.2	1337.1	1347.0	302.7	153.5	157.4	125.1	78.4
87.5°	62.9	76.4	156.1	312.2	610.6	560.8	108.3	73.1	89.6	74.4	37.2
90°	0.0	0.0	0.0	0.0	0.0	0.0	0.0	0.0	0.0	0.0	0.0



REPORT NUMBER: P386739
 CATALOG NUMBER: GWC-SA2B-830-U-T4FT

CANDELA DISTRIBUTION (continued):

	90°	95°	105°	115°	125°	135°	145°	155°	165°	175°	180°
0°	1490.2	1490.2	1490.2	1490.2	1490.2	1490.2	1490.2	1490.2	1490.2	1490.2	1490.2
2.5°	1492.5	1499.4	1513.9	1523.8	1534.3	1537.3	1538.6	1541.3	1543.9	1542.9	1543.2
5°	1501.7	1515.2	1538.6	1548.5	1553.1	1547.9	1537.6	1529.4	1523.5	1520.2	1519.2
7.5°	1516.9	1536.0	1561.0	1559.4	1548.8	1525.5	1499.1	1479.3	1462.9	1457.0	1453.7
10°	1537.0	1559.4	1576.8	1558.1	1527.4	1486.9	1447.4	1416.8	1392.1	1382.5	1380.9
12.5°	1562.7	1585.4	1588.7	1548.8	1498.1	1442.8	1389.1	1348.6	1311.7	1299.9	1297.2
15°	1595.9	1617.3	1596.9	1532.7	1461.9	1387.5	1318.0	1263.0	1224.1	1209.6	1204.4
17.5°	1630.8	1651.3	1598.6	1506.0	1414.5	1321.9	1234.7	1178.3	1133.9	1117.1	1115.1
20°	1672.7	1681.9	1591.7	1467.8	1349.3	1237.0	1145.1	1092.1	1068.3	1056.5	1055.2
22.5°	1724.4	1714.5	1575.8	1416.1	1266.6	1138.8	1064.1	1039.4	1033.4	1030.8	1031.8
25°	1779.0	1748.7	1552.5	1348.6	1162.2	1040.7	1004.8	1011.7	1019.6	1018.6	1018.6
27.5°	1839.3	1783.7	1516.6	1259.0	1046.6	960.3	964.6	990.0	1001.8	1001.5	1001.2
30°	1916.7	1823.2	1470.8	1151.3	938.6	903.7	929.7	960.7	976.8	976.1	976.5
32.5°	2011.9	1866.6	1408.5	1031.1	860.5	861.9	891.8	922.5	941.2	939.6	939.9
35°	2123.2	1915.4	1324.2	912.6	808.8	828.6	852.3	873.7	891.5	889.2	886.9
37.5°	2244.4	1963.1	1212.3	806.5	766.7	797.6	817.4	821.0	829.3	823.3	819.0
40°	2359.6	1999.7	1068.0	719.6	724.2	771.3	784.1	769.6	754.8	752.8	746.9
42.5°	2460.1	2011.9	922.1	650.1	679.4	743.6	751.5	721.2	694.6	682.0	676.8
45°	2566.1	2016.2	786.1	591.8	636.3	718.9	727.5	687.0	649.4	622.4	613.5
47.5°	2704.8	2047.1	680.4	548.7	603.3	702.5	714.6	659.6	610.9	572.4	564.1
50°	2886.2	2108.4	594.4	515.7	581.9	691.6	705.4	633.0	579.3	532.9	524.6
52.5°	3087.8	2164.7	525.0	489.1	561.2	672.5	693.6	613.9	549.7	496.3	487.4
55°	3228.8	2121.5	469.0	461.4	534.2	645.2	677.1	597.7	507.2	460.7	452.8
57.5°	3255.8	1974.0	426.5	432.7	501.6	610.9	651.7	561.8	484.1	445.3	437.0
60°	3182.0	1768.5	394.9	406.4	466.7	567.8	604.3	536.5	462.0	428.8	421.9
62.5°	2996.6	1558.1	371.5	382.7	434.1	524.0	574.7	509.8	439.7	410.0	403.1
65°	2622.1	1308.1	349.1	361.6	403.8	486.1	548.0	485.1	417.6	394.9	388.3
67.5°	1979.3	979.8	328.0	339.2	376.8	453.2	519.0	460.7	396.2	381.7	373.8
70°	1165.5	613.5	304.0	315.8	348.4	418.9	488.1	434.1	369.5	362.9	352.7
72.5°	542.4	369.2	276.6	288.2	312.9	373.1	448.2	399.1	337.9	323.4	309.6
75°	323.7	270.1	244.4	254.6	272.0	324.4	398.2	363.6	307.9	288.8	274.3
77.5°	242.1	206.5	208.8	219.7	233.8	283.9	352.7	335.6	284.9	270.1	260.2
80°	174.2	156.8	170.3	182.1	196.9	258.2	337.9	310.2	257.5	237.8	228.6
82.5°	116.3	112.6	128.1	140.3	154.8	225.9	317.5	271.7	220.0	195.0	174.5
85°	64.2	67.8	86.3	91.6	104.1	159.1	260.2	218.3	165.7	133.4	127.5
87.5°	26.7	31.3	46.4	44.8	55.3	94.8	171.3	131.7	105.4	78.7	61.3
90°	0.0	0.0	0.0	0.0	0.0	0.0	0.0	0.0	0.0	0.0	0.0

Signify Classified - Internal
Cooper Lighting Solutions Photometric Lab
1121 Highway 74 South
Peachtree City, GA 30269

Scaled Data Report



Report Generated By 670245982

Signify Classified - Internal
Cooper Lighting Solutions Photometric Lab
1121 Highway 74 South
Peachtree City, GA 30269

Scaled Data Report



Signify Classified - Internal
Cooper Lighting Solutions Photometric Lab
1121 Highway 74 South
Peachtree City, GA 30269

Scaled Data Report



Signify Classified - Internal
Cooper Lighting Solutions Photometric Lab
1121 Highway 74 South
Peachtree City, GA 30269

Scaled Data Report



Signify Classified - Internal
Cooper Lighting Solutions Photometric Lab
1121 Highway 74 South
Peachtree City, GA 30269

Scaled Data Report



--- HS — SS

Signify Classified - Internal
Cooper Lighting Solutions Photometric Lab
1121 Highway 74 South
Peachtree City, GA 30269

Scaled Data Report



u

Signify Classified - Internal
Cooper Lighting Solutions Photometric Lab
1121 Highway 74 South
Peachtree City, GA 30269

Scaled Data Report



Signify Classified - Internal
Cooper Lighting Solutions Photometric Lab
1121 Highway 74 South
Peachtree City, GA 30269

Scaled Data Report



(END OF REPORT)